

Project Planning & Storytelling Workshop 2023 - Participants' Evaluation

13 responses

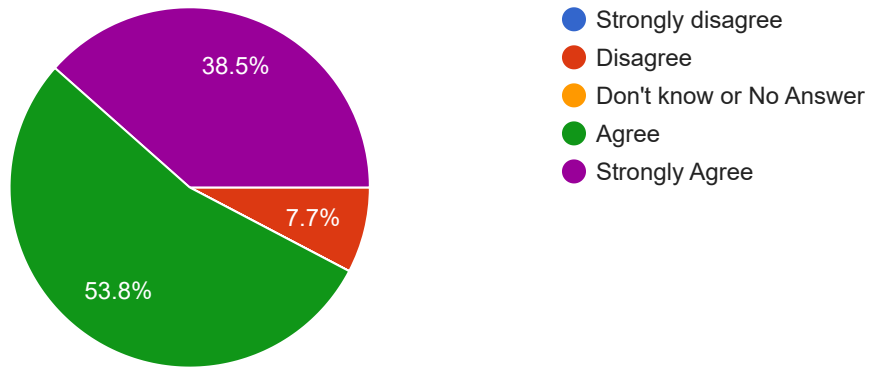
[Publish analytics](#)

1. The overall "impact" of the seminar

"I am now able to design and present a project plan with the help of the learned methods better than before the seminar."

 [Copy](#)

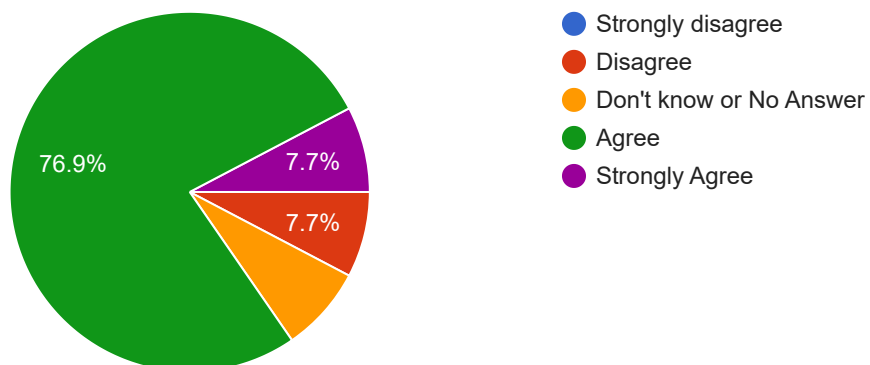
13 responses



"I have already made valuable contacts in this seminar or will probably do so in the future via the networking platform."

 [Copy](#)

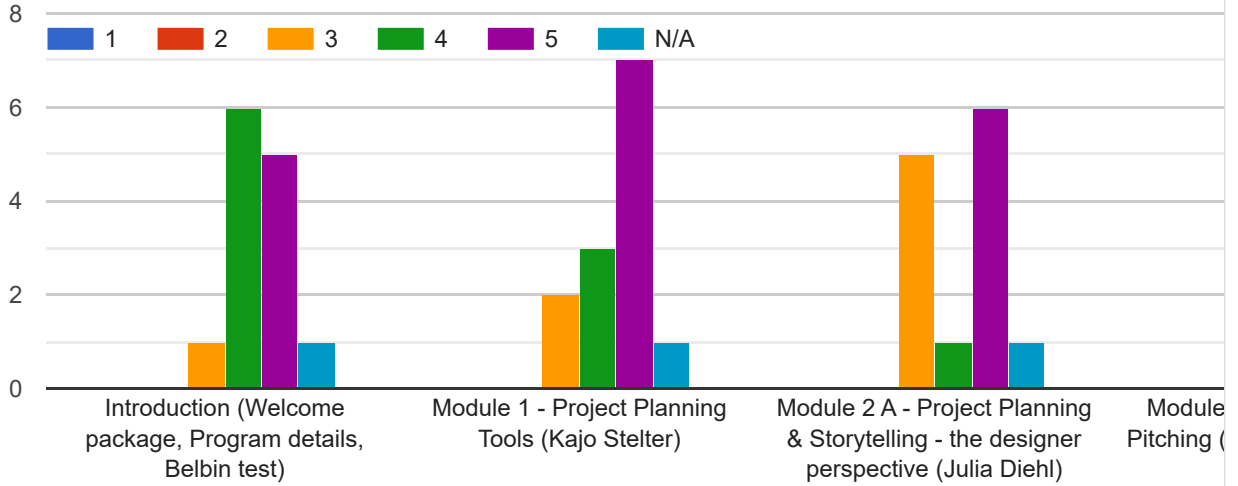
13 responses



2. Quality of the learning content



Please give us your appreciation on the learning modules we placed in this Academy. Please rate from 1 to 5, where **1 is a very low** evaluation of the module's quality and **5 is the highest** grade. Please select N/A if you did not attend to the specific learning module.



Any **comments** on the evaluation you just made? It would be helpful for us to hear the rationality behind your grades and how you suggest we should improve the specific modules.

10 responses

I gained a lot from this course. I would recommend it to others.

The material was relevant and the resource people knowledgeable. However, I felt that in some cases some more case-specific guidance and feedback would have been useful to help keep control of the understanding and progress on each module. Not all participants had the same level of familiarity with such tools, or some projects were more complex than others, therefore some might need a bit more personalized assistance. The sessions were rather long, which could have allowed for more guided group work, but most of the case the plenary discussion took too long (and a lot of it was waiting for the participants to join and catching up at the beginning).

Project Planning & Storytelling - the designer perspective aspects of the workshop did not have direct connection to the social projects so i will suggest that it should be structured such that we can have direct understanding of how to use the tool in such a social projects.

I think all the modules had an interesting perspective for us to learn, and I liked the exercises and passion from the presenters

A team of knowledgeable facilitators/lecturers who comfortably and with ease delivered their subject matter. All responded with clarity at all times, enabling us to easily move forward.

The tools were a bit crowded on the platform and this led to some confusion

NO

I like the lectures. Besides, I have opinion about some points: 1/ I wonder if the course can be designed to get better interaction of members within a group, so they do not leave before finishing the workshops. It may also help the members to get closer, remain contact and be active on the platform after the workshop. 2/ about the chosen projects and group set up. If the chosen projects were not easy and there was no leader for the project, the practice would be difficult. How do you think to choose a project for all groups?

Fisrt, I am really grateful that you given me the opportunity to participate in the program. I have learned nes skills which would enable conduct a project.

I have the following suggestions which I think would help improve participation in subsequent programs.

- 1) I think it would be grrat at the beginning to not ask the participants to watch videos of lectures instead make a live presentation of the content in the videos with all the participants.
- 2) live lectures instead of videos would ensure active participation of the selected participants in all the sessions.
- 3) After two weeks of live lectuers with practicals, you should then request the participants to submit project ideas using the tools that have been introduced to them.
- 4) lastly, it would be great if you would make provision to fund at least the best idea. That



would ensure and encourage active participation and enhance the competitiveness of the members to strive to achieve more.

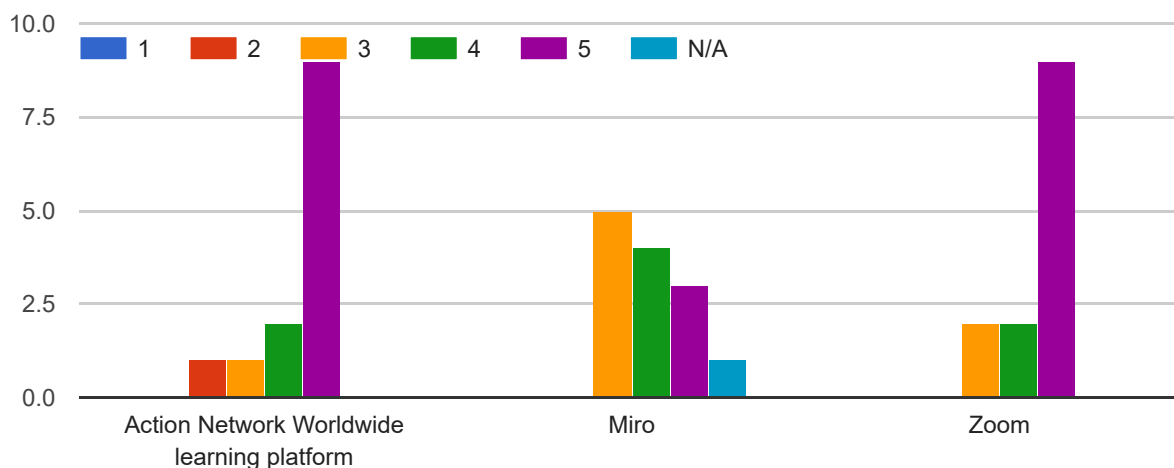
Thank you

All facilitators were very knowledgeable about the subject matter they covered; they made it easy to understand complex project design concepts. They were flexible and open to considering different views or approaches, sometimes suggested by participants. But they also knew when to pull participants back toward any critical points, leading to desired endpoints.

3. Software



Please rate the comfort and usefulness of the software and communication tools we used in this Academy. Please rate from 1 to 5, where **1 is a very low** evaluation of the software and **5 is the highest** grade. Please select N/A if you did not use the software enough to rate it.



4. Overall comments



What do you think was bad and should be improved and what do you think was good and we should do more?

10 responses

Time management during the sessions. More time should have been allocated for guided group work and iterative feedback in order to progress with the material in a more homogenous way and making sure we are understanding most of the tools, instead of being stuck in some and having to skip others.

I liked the specific feedback we got in each step, and in the final presentation, it helps us understand where there is room for improvement and which are our strengths as project managers. I hope you can find a way to keep the participants in the entire process, because more people can learn from all of this, maybe get more involved in the groups distribution and organization (or just make sure everyone has a team or something to work on, and even adapt to less projects but with a stronger team). Maybe have shorter sessions (like three days a week but shorter sessions 1.5 or 2 hrs sessions, and/or a shorter break, like 15 minutes), since sometimes I felt a bit overwhelmed with the time and mental energy needed for the modules. I appreciate how the presenters wanted to give all the useful information, and how they focused on the most important exercises. Overall, I enjoyed it, learned new things, and found it helpful, so keep it up!

Too many tools were shared for our use on MIRO... while they are all very good and important, and while sharing more, gives us the option to pick those that appeal to us, it was at times confusing to wade through the not-so-friendly MIRO in search of what one needed. Perhaps we only receive the tools we are to use on the program. Reference can then be made to where many more can be found.

I think the sessions could have more time in-between so that we have more time to process the info of one session before the next one. I really liked the networking. And I also liked all the tools, but specially the UX Design ones: Julia is very didactic

The workshop was quite fruitful. It would be better if time for breakout room is increased.

The tools were a bit crowded. Overall, the training was superb and well delivered

WAS NOT ABLE TO FINISHED THE WORKSHOP DUE TO THE POOR QUALITY OF MY INTERNET CONNECTIONS

I like sticky notes in Miro. However, it would be good if Miro was more user-friendly. Some features could be improved: 1/ Zoom in and zoom out. Sometimes I cannot do with the mouse and do not know why. 2/ Dragging feature to the workplace could be improved. For example it would be faster if there was a small window showing the overall Miro board besides the main board. If users want to go to their workplace, they just need to use the mouse to point to locate it and click on the small window.

I have already given my suggestions in section 2. Please refer to it



I was just not familiar with Miro and so felt a bit intimidated by the program. I have to say towards the end and even after the formal program, I have continued to use it and will in future be able to score it higher.

Thank you very much for giving us this feedback!!

This content is neither created nor endorsed by Google. [Report Abuse](#) - [Terms of Service](#) - [Privacy Policy](#).

Google Forms



